

MTB/ASPHALT BIKES
FALL 2009





History. It has shaped the world we're living in today. Just about every aspect of our life is based on what happened in the past. Bicycles really aren't any different. Each brand has its own unique niche that has been shaped over time much like a river carves a canyon through the Earth's outer crust of dirt.

Here at Haro Bicycles, we've done our fair share of carving paths through dirt over the years. Our roots are solid in the stuff; we got our humble beginnings 30 years ago on the BMX tracks of Southern California. And once we proved ourselves on the track, we moved on to mountain bikes to continue our domination in the dirt. Over the past 3 decades, we've lost count of the number of local,

national, and world championships that have been won on our bikes.

Think a company who's better known for its BMX bikes can't make other types of bikes? Think again. BMX races are brutally short and the courses are punishing. Same goes for BMX freestyle parks and dirt jumps. A winning BMX bike needs to maximize traction, harness every ounce of pedaling effort, and be strong enough to survive the big hits but light enough not to be a drag. Sounds like the way all bikes should be built, right? Much of the same technology that we have put into creating the world's best BMX bikes is being put into creating our entire line of world-class bicycles.

Over the years, we've learned a thing or two about building bikes. Our bikes are designed by riders, for riders...they always have been and always will be. We wouldn't dream of putting you on a bike we wouldn't ride ourselves. We demand quality, performance, and durability out of each bicycle we produce.

So whether you live for sweet singletrack or simply cruising your local bike path, Haro has a bike built for carving your own two-wheeled path through life. Take pride in knowing you're aboard a bike that's backed by 30 years of history. History shapes life. Life shapes our minds. Our minds shape our knowledge. Know your history.

Haro Bikes. Ride more.

Intended Use



XC Trail – Moderate to aggressive cross-country riding on trails with varied terrain including technical sections, relatively steep climbs/descents, and natural obstacles including rocks, roots, and moderate jumps. Equipment requirements: hardtail or dual suspension with 4.5" to 5" of travel, balanced climbing and descending capabilities, light and durable.

Recommended models: Flightline Expert, Flightline Comp, Mary XC, Mary SS, Ally XC, Ally SS, Beasley 1/9, Beasley SS, Shift R7, Shift R5, Shift R3, Shift R1, Sonix Expert, Sonix Comp, Sonix, Escape, Escape S



Freeride - Aggressive riding on technical terrain with an emphasis on jumping and descending but versatile enough to climb to the top of the trail. Not designed for all-day epic cross-country rides, but has enough pedaling efficiency to make you earn your downhill run. Equipment requirements: 6" to 7" of travel, heavy-duty construction, and stable handling at high and low speeds.

Recommended models: Extreme X7



All Mountain – Just as the name implies, this is the bike that will take you all over the mountain and even let you experiment with some light freeride. Modern advances in suspension technology make these bikes suitable for longer cross-country rides over a wide variety of terrain. Equipment requirements: about 6" of travel, usually adjustable to some extent, or an aggressive hardtail with a burly frame and a longer-travel fork.

Recommended models: Xeon Comp, Xeon, Extreme X6 Expert, Extreme X6 Comp, Extreme X6, Escape Comp, Escape Sport



Dirt Jump/Urban – Spontaneous riding that includes plenty of jumping, carving, and tricks. These bikes are designed to be ridden on technical, often man-made terrain ranging from dirt jumps to staircases to skate parks. Equipment requirements: overbuilt hardtails with shorter-travel forks, sturdy parts, and a heavy BMX influence.

Recommended models: Steel Reserve 8, Steel Reserve 1, Thread Eight, Thread One



XC Sport – Easy to moderate riding on bike paths, dirt roads, and trails with minimal technical terrain. Equipment requirements: 60-100mm of fork travel, knobby tires for off-road traction, sturdy construction.

Recommended models: Flightline Sport, Flightline 2 DX, Flightline 2, Flightline 1 DX, Flightline Intro, Flightline S, Flightline 24, Flightline 20



Commuting/Fitness – Easy to moderate riding on paved surfaces. Emphasis on comfort and/or function. Equipment requirements: hard-tail frame, rigid forks or short-travel suspension forks (75mm or less), rack/fender mounts, narrower high-pressure tires.

Recommended models: Maxwell, Sanford, Gomez, Roscoe, Heartland Express, Heartland Express LE



Comfort – Easy riding on paved and hardpack surfaces for generally shorter distances. Emphasis on rider comfort. Equipment requirements: lightweight alloy hardtail, short-travel suspension forks (75mm or less), comfortable saddles, wider tires with low tread pattern for improved rolling resistance.

Recommended models: Heartland, Heartland LTD, Heartland DLX



Cruiser - Very easy riding and cruising on paved surfaces which often lead to the shoreline, local pub, or school campus. Big emphasis on rider comfort while maintaining a high level of style with flashy paint and matching accessories. Equipment requirements: rust-free alloy frames and fenders, high-volume tires, swoopy bars, and comfy springer saddles.

Recommended models: Zimzala Buster, Zimzala Maude, Zimzala Cooper, Zimzala Molly, Railer SS, Railer XC

Be Green...



The paper used to print this catalog is not only recycled, but also Forest Stewardship Council (FSC) certified.

FSC sets high standards that ensure forestry is practiced in an environmentally responsible, socially beneficial, and economically viable way.

If we all take a few small pedal strokes towards living a more sustainable lifestyle, the environment stands to benefit by giant leaps. Haro Bicycles is doing our part to reduce the impact our footprint makes on this great Earth.



WHAT IS VIRTUAL LINK?

Mountain Bike Action magazine has called the Haro Sonix featuring patented Virtual Link Suspension the “one bike”. Mountain Bike magazine said it “goes down as smoothly as your favorite beer”. And if that wasn’t enough, the Sonix is a past alumni recipient of Mountain Biking Magazine’s Cross Country Bike of the Year award. Pretty bold nods from folks who make a living testing all the latest and greatest bikes.

What makes this bike good enough to win praise from some of the harshest critics? That’s simple; it’s all about the ride. Whether you choose a 120mm-travel Sonix or a 160mm-travel Xeon, each bike delivers confidence-inspiring performance without compromises. There are a lot of different full-suspension bike choices on the market, each one full of its own hype about the way it performs. The difference between us and them is the Virtual Link hype is real. Once you ride one, you’ll see that the Sonix and Xeon will devour whatever your local trails choose to dish out.

At first glimpse, the Virtual Link design may seem complex and difficult to comprehend how it works. Mountain Bike Action’s Richard Cunningham provided an excellent description in their June 2006 issue:

“Haro’s Virtual Link is a new-school suspension design. The linkage utilizes acceleration at the rear tire’s contact patch to counter downward thrusts at the crankset to prevent sus-

pension bob. The aluminum chassis looks conventional in profile, but this is an illusion. The bottom bracket is fixed to the swingarm, which eliminates chain tension from the suspension equation. The lower link actually pivots around the bottom bracket shell, and the upper link is housed inside a tunnel in the frame where the shock passes through the seat tube. The novel suspension design is engineered to allow the suspension to operate freely in the second half of its travel while providing a firm pedaling platform in the initial stage of compression.”

In a nutshell, chain growth causes suspension bob. Since there isn’t a pivot between the bottom bracket and the rear axle, the Virtual Link’s chain doesn’t grow. With chain growth being physically impossible, the Virtual Link accelerates and climbs similar to a hardtail in the first half of its travel. The Virtual Link design is the elusive solution to pedal kickback that everyone has been looking for. On descents and hard hits, the force applied to the rear wheel will kick the platform into the second half of travel, allowing the Virtual Link’s rear suspension to become fully active and suck up the bumps.

All of this techno mumbo-jumbo results in a bike that will help you climb stronger, descend faster, and clean sections of trail you once thought were impossible. Whether you’re a weekend warrior or a seasoned dirt veteran, when you feel more confident on your bike, you’ll have more fun on the trail. It’s all about the ride.



Don't take our word for it...here's what people are saying about our Virtual Link bikes in the MTBR.com reviews:

"I have found my 'one' bike".

"Incredibly efficient AND undeniably confidence inspiring. FUN! And now I don't have to decide which bike to take when I go to Moab".

"Feels solid, suspension works great, brakes feel great. Shifts smooth. No pedal bob. Set the sag like it recommends. There is even the pedal damper that you can crank on to get so there is almost no movement, but even with it barely on, I still don't have any problems with pedal bob. Was scared about full suspension, so I always ran a hardtail but I really like this bike".

"I wouldn't hesitate to run this thing on all day epics".

"The suspension design is great. If you put the right amount of air in the rear shock it handles like a hard tail".

"Everyone told me to get ready for a power loss in a full susp bike, as compared to a hardtail. But I have barely noticed it. I attribute it to the Haro VLS suspension".

"This is a great bike for cross country riders who want a light bike for climbing, yet a robust full suspension setup that can take technical downhill abuse".

"This is the first full suspension bike I have owned and I don't think that I could have gotten a better bike for my size and riding style. It's not a bike that everyone knows until you pass them on the trail. This bike is worth every penny I spent".

1. They are incredibly efficient climbers. Why? There is no pivot between the bottom bracket and rear axle; they are in the same structure. With our Virtual Link System, there is no pedal feedback or pedal bob and no chain stretch issues associated an axle path that effectively lengthens or decreases the length of the chainstay as the suspension moves through its stroke. The rear swingarm is the same structure you would find on a hardtail – with the exception of being attached to the main frame with a set of links that provide 120mm or 160mm of travel, depending on the model. So, as you climb, your effort is going into getting you up the hill instead of wasted in useless pedal bobbing.

2. They are incredible descenders. Why? Again, because of the same reasons why they climb so well, Virtual Link bikes descend equally well. The suspension is totally active over bumps while you can apply the brakes and turn the cranks over to keep up your speed. As you descend and flow through rocks, roots, and stutter bumps, the bike's suspension is working to isolate the rider from the bumps. And because the chainstay length (hence, the chain) never gets longer or shorter, applying the brakes will only slow the bike down. Braking does not cause the rear of the bike to jack up. You can apply power to the pedals, brake and motor through the rough stuff that you can't on any other suspension design.

3. They are incredibly well balanced. Why? By having a fairly aggressive head angle combined with 100mm and 140mm travel forks and short chainstays, Virtual Link bikes will carve single track like a slot car. One of the reasons why these bikes are so well balanced is because there is slightly more rear travel than front travel. There are three reasons why you need more travel in the rear than in the front. One, 60% of the rider's weight is over the rear wheel. Two, your weight on the rear wheel is more "dead" since you flex your arms on the front to absorb additional impacts. And three, the rear swingarm has more unsprung weight therefore packs up more on a series of bumps. It's technology that we borrowed from motocross; dirt bikes are often set up with a little more travel in the rear than the front for these same reasons. A quick ride on any of the Virtual Link bikes at one of our demo locations will confirm this balanced feel.





Flightline

Defining the phrase "less is more", our Flightline series is exactly that; everything you need without anything you don't. Crafted with sturdy, high-grade aluminum frames and proven dirt-worthy parts, a Flightline is the perfect companion for your local bike path, commute to work or school, or favorite singletrack loop. Don't be afraid to venture off the beaten path from time to time and hit the dirt.

Rubyism

**FLIGHTLINE EXPERT**

- Flightline aluminum frame with oversized alloy tubing and low standover height; double-buttressed downtube, seat tube, and top tube
- RockShox Dart 3 100mm travel suspension fork with preload adjust and TurnKey lockout
- Shimano XT Shadow/Deore 9-speed drivetrain
- WTB Rocket V Comp saddle
- Shimano M485 hydraulic disc brakes





Sasparilla



SG Black



FLIGHTLINE COMP

- Flightline aluminum frame with oversized alloy tubing and low standover height; double-buttet downtube
- RockShox Dart 2 100mm travel suspension fork with preload adjust and TurnKey lockout
- Shimano Deore 9-speed drivetrain
- WTB Speed V Sport SE saddle
- Hayes MX4 mechanical disc brakes



Blazing Copper



Tarnished



FLIGHTLINE SPORT

- Flightline aluminum frame with oversized alloy tubing and low standover height; double-buttet downtube
- SR Suntour XCM-LO suspension fork w/ 100mm travel, 30mm stanchion tubes and lock-out
- Shimano Alivio rear derailleur with Shimano EF50 8-speed shifters
- Weinmann ZAC double wall rims
- Tektro IO mechanical disc brakes



Royalty



FLIGHTLINE TWO DX

- Flightline aluminum frame with oversized alloy tubing and low standover height
- SR Suntour XCT 75mm travel suspension fork with preload adjust
- Shimano Alivio rear derailleur w/Shimano Easy Fire 8-speed shifters
- Weinmann ZAC 19 double wall rims
- Tektro IO mechanical disc brakes



Gloss Black



Shamrock



Pearl White



FLIGHTLINE TWO

- Flightline aluminum frame with oversized alloy tubing and low standover height
- SR Suntour XCT 75mm fork w/preload adjust
- Shimano Acera rear derailleur w/Shimano EF50 8-speed shifters
- Weinmann ZAC double wall rims
- Tektro direct pull brakes



Pearl White



Rubyism



FLIGHTLINE ONE DX

- Flightline aluminum frame with oversized alloy tubing and low standover height
- RST 191 63mm travel suspension fork with preload adjust
- Shimano Acera rear derailleur w/ Shimano Easy Fire 7-speed shifters
- Kenda Klaw 2.1 tires
- Tektro IO mechanical disc brakes



Gloss Black



Hot Rod Blue



Tucson Sage



FLIGHTLINE ONE

- Flightline aluminum frame with oversized alloy tubing and low standover height
- RST 191 63mm travel suspension fork with preload adjust
- Shimano Acera rear derailleur w/ Shimano Easy Fire 7-speed shifters
- Kenda 831A 2.1 tires
- Tektro direct pull brakes




Harlot Red



Shamrock



Bright Silver




FLIGHTLINE INTRO

- Flightline aluminum frame with oversized alloy tubing and low standover height
- SR Suntour 50mm suspension fork
- Shimano Altus rear derailleur w/ SRAM MRX 7-speed twist shifters
- Kenda 831A 2.1 tires
- Tektro direct pull brakes



Pearl White Step-Thru



Tucson Sage Step-Thru



Gloss Black



Smashing Pumpkin



Rubyism



FLIGHTLINE S

- Flightline aluminum frame with oversized alloy tubing and low standover height
- Pivot 50mm suspension fork
- Shimano TX-31 rear derailleur w/ SRAM MRX 7-speed twist shifters
- Kenda 831A 2.1 tires
- Direct pull brakes



Hot Rod Blue



Sparkling Grape



Pink Pink



Gloss Black

**FLIGHTLINE 20**

- Low standover height Flightline aluminum frame
- SR Suntour 30mm suspension fork
- Shimano TX-31 rear derailleur
- SRAM MRX 6-speed twist shifters
- Tektro direct pull brakes



Harlot Red



Sparkling Grape



Pink Pink



Gloss Black

**FLIGHTLINE 24**

- Low standover height Flightline aluminum frame
- SR Suntour 50mm suspension fork
- Shimano TX-31 rear derailleur
- SRAM MRX 7-speed twist shifters
- Tektro direct pull brakes





29er

Bigger wheels means bigger fun. By this time, you've probably heard the buzz about 29ers: how much traction they have for climbs, how stable they corner, and how smoothly they roll over anything you encounter on the trail. Think the 29er movement is just a fad? Swing a leg over one and judge for yourself. Just be sure to wipe the smile off of your face long enough to hand the bike shop the money for your new ride.



Tangerine Dream

MARY XC

- Sweet riding double-butted 4130 crmo frame
- RockShox Reba Race 80mm travel suspension fork with Motion Control
- SRAM X.9 9-speed rear derailleur
- Kenda Nevegal 2.25 Stick-e Rubber tires
- Avid BBDB 5 mechanical disc brakes with Avid FR5 levers



Humboldt Green

Carolina Blue

MARY SS

- Sweet riding double-butted 4130 crmo frame with eccentric bottom bracket
- On-One Mary handlebars
- Truvativ Stylo 1.1G singlespeed crankset
- Kenda Nevegal 2.25 Stick-e Rubber tires
- Avid BBDB 5 mechanical disc brakes with Avid FR5 levers



Matte Black



ALLY XC

- Lightweight 6061 aluminum double-buttet downtube frame
- RST M29 coil fork with lockout and rebound adjust
- Shimano Deore 9-speed rear derailleur
- Kenda Nevegal 2.2 tires
- Hayes MX4 mechanical disc brakes



Black & Tan



Unmellow Yellow



ALLY SS

- Lightweight 6061 aluminum double-buttet downtube frame with eccentric bottom bracket
- Full crmo fork
- Truvativ ISO-Flow singlespeed cranks
- Kenda Nevegal 2.2 tires
- Hayes MX4 mechanical disc brakes



PACENTI



650B

What the heck is 650B anyhow? At 27.5", 650B is a wheel size that measures halfway between a standard 26" wheel and a 29" wheel. The advantages of this "tweener" size is proven 26" wheel frame geometry can be used with this larger wheel size, which gives you big-wheel performance advantages like better stability and improved traction without the big-wheel bike feeling. This wheel size is especially appealing to folks who aren't quite tall enough to ride a 29er but still want the benefits of big wheels. Think of it as the having the best of both worlds rolled into one phenomenally fun mountain bike.

Black Gold

BEASLEY SS

- Double-buttressed 4130 chromo 650B specific frame with eccentric bottom bracket
- Custom full chromo rigid fork
- Truvativ Fire-X 1.1 singlespeed cranks
- Avid BBDB 5 mechanical disc brakes
- Pacenti Neo-Moto 2.3 650B tires



- Double-buttet 4130 crmo 650B specific frame
- Custom full crmo rigid fork
- Shimano XT Shadow 9-speed rear derailleur
- Truvativ Stylo 1.1 cranks with 34T ring
- Shimano M485 hydraulic disc brakes








Shift

Simple, proven, tried-and-true. That's what our Shift full suspension bikes are all about. You just can't beat single-pivot bikes in terms of overall performance, value, and reliability. With 4.5" of confidence-inspiring rear wheel travel, the Shift is the perfect choice to rip up your local cross-country trails without breaking your bank account. Get on a Shift and go play on the trails.



Tucson Sage

**SHIFT R7**

- Shift 6061 4.5" travel hydroformed aluminum frame with sealed bearing pivot
- Marzocchi 44LO 120mm travel suspension fork with lockout and alloy steerer
- RockShox Monarch 3.1 rear shock
- SRAM X.0 9-speed rear derailleur
- Hayes Stroker Ryde hydraulic disc brakes



SG Black

**SHIFT R5**

- Shift 6061 4.5" travel hydroformed aluminum frame with sealed bearing pivot
- Marzocchi 33LO 120mm travel suspension fork with lockout
- RockShox Ario 2.1 rear shock with rebound adjust
- SRAM X.9 rear derailleur with SRAM X.7 9-speed shifters
- Tektro Aguila Comp hydraulic disc brakes



Scarlet Fever



SHIFT R3

- Shift 6061 4.5" travel hydroformed aluminum frame with sealed bearing pivot
- Marzocchi 22LO 120mm travel suspension fork with lockout
- RockShox Bar 2.1 rear shock with rebound adjust
- SRAM X.7 9-speed rear derailleur with SRAM SX5 trigger shifters
- Hayes MX4 mechanical disc brakes



Bright Silver



Midnight



SHIFT R1

- Shift 6061 4.5" travel hydroformed aluminum frame with sealed bearing pivot
- SR Suntour XCR-LO 120mm travel suspension fork with lockout and preload adjust
- X-Fusion coil rear shock with rebound adjust
- Shimano 8-speed drivetrain
- Tektro IO mechanical disc brakes





Sonix

You live for epic all-day rides that involve grueling uphill climbs, smoking fast descents, and flowing singletrack. You want a bike that does it all...and does it all without any compromises. The bike has to have enough travel to soak up the hits...but not enough to hold you back on the climbs. Above all, it has to be as comfortable as your favorite pair of jeans. Meet the Sonix. It's the do-it-all solution to today's cookie-cutter trail bike problem.

Brown Sugar

SONIX EXPERT

- Patented Virtual Link System 120mm travel suspension frame
- RockShox SID Race 100mm travel suspension fork
- RockShox Monarch 3.3 rear shock
- Shimano XTR Shadow Carbon rear derailleur
- New Shimano SLX hydraulic disc brakes with Centerlock rotors





Humboldt Green

**SONIX COMP**

- Patented Virtual Link System 120mm travel suspension frame
- Fox 32 FR 100mm travel suspension fork
- Fox Float R rear shock
- Shimano XT Shadow 9-speed rear derailleur
- Shimano M575 hydraulic disc brakes with Centerlock rotors



Faux Pearl

**SONIX**

- Patented Virtual Link System 120mm travel suspension frame
- Marzocchi 33R 100mm travel suspension fork
- RockShox Bar 2.1 rear shock
- New Shimano SLX Shadow 9-speed rear derailleur
- Shimano M486 hydraulic disc brakes





Xeon

Rocks. Roots. Logs. Sketchy climbs. Technical descents. Off-camber corners. Wide-open screaming fire roads. Fluid singletrack... This is just a handful of the cast of characters you'll meet on the mountain. When you find yourself in the company of these characters, it's best to be aboard an all-mountain bike like the Xeon. With 6.3" of rear wheel travel, you'll have exactly what you need to show the mountain who's in charge.

Rubyism

**XEON COMP**

- Patented Virtual Link System 160mm travel suspension frame with hydro-formed top tube
- Marzocchi 44 ATA 140mm travel suspension fork with 15mm thru axle and aluminum steerer
- RockShox Monarch 3.3 rear shock
- SRAM X.9 9-speed rear derailleur
- Avid Juicy 5 hydraulic disc brakes



SG Black

XEON

- Patented Virtual Link System 160mm travel suspension frame with hydroformed top tube
- Marzocchi 44 TST2 140mm travel suspension fork with 15mm thru axle
- RockShox Monarch 3.1 rear shock
- SRAM X.7 9-speed rear derailleur
- Shimano M486 hydraulic disc brakes





A photograph of a forest trail. On the left, there is a large, light-colored rock formation. The ground is covered with dirt, small rocks, and some green plants. On the right, a tall, thin tree with a light-colored trunk stands prominently. The background is filled with dense green foliage and trees.

Extreme

Just as the name implies, the Extreme series bikes are made for the bigger stuff: jumps, drops, rocks, gnarly downhills, stunts...terrain that no cross country bike would dare go. But just because these bikes are bred for gravity doesn't mean they can't also take you to the top of the hill. Put your seat up, shift into the granny gear, and enjoy the ride back up to the top...just so you can come blazing down again.

Dirt

**EXTREME X6 EXPERT**

- Extreme LFP adjustable 5" to 6" travel alloy frame with sealed bearing pivot and hydroformed top tube
- Marzocchi 55 TST2 160mm travel suspension fork with 20mm thru-axle
- Marzocchi Roco R rear shock with piggyback
- SRAM X.0 9-speed rear derailleur
- Hayes Stroker Ryde hydraulic disc brakes



EXTREME X6 COMP

- Extreme LFP adjustable 5" to 6" travel alloy frame with sealed bearing pivot and hydroformed top tube
- Marzocchi 55 RS 160mm travel suspension fork with 20mm thru-axle
- Fox Van R rear shock
- SRAM X.9 9-speed rear derailleur
- Shimano M486 hydraulic disc brakes



Pearl White

EXTREME X6

- Extreme LFP adjustable 5" to 6" travel alloy frame with sealed bearing pivot and hydroformed top tube
- Marzocchi 44LO 140mm travel suspension fork
- Marzocchi Roco R coil spring rear shock with rebound adjust
- SRAM SX-5 8-speed rear derailleur
- Hayes MX4 mechanical disc brakes



SG Black

EXTREME X7

- Extreme LFP 7" travel alloy frame with sealed bearing pivot and hydroformed top tube; 150mm rear hub spacing
- Marzocchi 66 RCV 180mm travel suspension fork with 1.5" steer tube
- Fox Van R rear shock
- SRAM X.9 9-speed rear derailleur
- Avid Juicy 5 hydraulic disc brakes







Escape

Although Haro has become a household name with our BMX bikes, we've also been the company behind all kinds of world-class mountain bikes. From cross-country to downhill, all-mountain to slopestyle, we've made them all. Our Escape series has all this history built into one bike: it's the perfect all-around choice for urban assault, cross-country, dirt jumping, and aggressive trail riding. Go anywhere. Do anything. Escape.



Scarlet Fever



ESCAPE COMP

- Escape all-mountain hardtail aluminum frame
- Marzocchi MZ Race 120mm travel suspension fork with lockout and preload
- SRAM X.7 9-speed rear derailleur
- Shimano Centerlock hubs laced to WTB SX24 rims
- Shimano M485 hydraulic disc brakes




Dirt



ESCAPE SPORT

- Escape all-mountain hardtail aluminum frame
- Marzocchi MZ Comp 120mm travel suspension fork with preload adjust
- SRAM SX4 8-speed rear derailleur
- Truvativ Ruktion 2.0 cranks with bashring
- Hayes MX4 mechanical disc brakes



ESCAPE

- Escape all-mountain hardtail aluminum frame
- SR Suntour XCM 100mm travel suspension fork with preload adjust
- SRAM 3.0 8-speed drivetrain
- Truvativ Ruktion 3.0 cranks
- Hayes MX4 mechanical disc brakes



ESCAPE S

- Escape all-mountain hardtail aluminum frame
- SR Suntour XCM 100mm travel suspension fork with preload adjust
- SRAM 3.0 8-speed rear derailleur
- Bengal mechanical disc brakes
- Kenda Klaw 2.1 tires





DJ/Urban

We drew upon 30 years of BMX expertise when we created our Thread and Steel Reserve hardtails. They're like big BMX bikes for big kids. Whether you choose to ride singlespeed or geared, these are the perfect play bikes bred for doubles, gaps, rhythm sections, rail slides, and skateparks. No matter where you ride, our Threads and Steel Reserves are winners that were decades in the making.

Abandonmint

THREAD EIGHT

- Thread aluminum dirt jump/urban specific frame with e.thirteen designed adjustable drop outs.
- Marzocchi Dirt Jumper 3 80mm travel suspension fork
- Truvativ Ruktion 1.0 cranks with e.thirteen Light Guide
- SRAM X-5 8-speed rear derailleur
- Hayes MX4 mechanical disc brakes



Concrete

THREAD ONE

- Thread aluminum dirt jump/urban specific frame with e.thirteen designed adjustable drop outs.
- Marzocchi Dirt Jumper 3 80mm travel suspension fork
- Truvativ Ruktion 1.0 cranks with PC bash ring
- Kenda K-Rad 2.3 tires
- Hayes MX4 mechanical disc brakes



Pea Soup

**STEEL RESERVE 8**

- 4130 double-butted crmo frame with ISCG mounts and vertical drop outs
- Marzocchi Dirt Jumper 2.80mm travel suspension fork with 20mm thru-axle
- BMX-style 4130 crmo tubular cranks with e.thirteen 32T crownwheel
- SRAM X.9 8-speed rear derailleur, short cage
- Avid BBDB 5 mechanical disc brakes



White / Coffee Fade

STEEL RESERVE 1

- 4130 double-butted crmo frame with BMX inspired mid BB and horizontal drop-outs
- Marzocchi Dirt Jumper 2.80mm travel suspension fork with 20mm thru-axle
- BMX-style 4130 crmo tubular cranks with e.thirteen 26T crownwheel paired with 12T rear cog
- Syncros FR bar and stem combo
- Hayes MX4 mechanical disc brake; rear only







Metro

With gas prices hovering at record highs, you are undoubtedly looking for ways to ease the pain you've felt at the pump. Why not start riding a bike? Our Metro series makes bicycle commuting a breeze. With triple chainrings up front, you'll be able to tackle most any hill with ease. An adjustable stem lets you ride in comfort, and a seatpost with a built-in blinking tail light helps make you more visible to drivers. Consider a Metro powerful pain relief from the pump.



Faux Pearl

**MAXWELL**

- Metro series lightweight aluminum frame; disc brake specific
- Carbon disc brake fork with alloy steerer
- Shimano 9-speed drivetrain with Shimano XT rear derailleur
- Shimano M486 hydraulic disc brakes
- Ritchey cockpit components including Ritchey adjustable stem



Tucson Sage



Midnight Matte

**SANFORD**

- Metro series lightweight aluminum frame
- Carbon fork with alloy steerer
- Shimano 9-speed drivetrain with Shimano Deore LX rear derailleur
- Ritchey cockpit components including Ritchey adjustable stem
- Alloy seatpost with built-in tail light



Gloss Black



Acid Green



ROSCOE

- Metro series lightweight aluminum frame
- Shimano 8-speed drivetrain with Shimano Deore rear derailleur
- Ritchey adjustable stem
- Alloy seatpost with built-in tail light
- Vittoria Randonneur 35c tires



Rubyism



Fools Gold



GOMEZ

- Metro series lightweight aluminum frame; disc brake specific
- Shimano 8-speed drivetrain with Shimano Deore rear derailleur
- Hayes MX4 mechanical disc brakes
- Alloy seatpost with built-in tail light
- Vittoria Randonneur 35c tires






Heartland

Comfort. When you hear this word, chances are a bicycle isn't the first thing that pops into your mind. Our Heartland series was created to change that way of thinking. We started with a lightweight aluminum frame that offers a comfortable, upright riding position and outfitted each one with a cushy seat, a front suspension fork, and a suspension seatpost. The Heartland is the perfect choice to pedal your favorite bike path or explore your neighborhood on. Exercise has never been more enjoyable or this comfortable.


Tucson Sage



Pearl White



Tucson Sage Step-Thru



Charmed Step-Thru

**HEARTLAND LTD**

- Heartland lightweight aluminum hybrid frame with Exclusive UpRight back-saving riding position that's easy on your body
- SR Suntour NEX-4110 63mm travel fork w/preload adjust
- Shimano Alivio 8-speed shifters with Deore rear derailleur
- Haro Comfort Extra Plush saddle
- Shimano Alivio brakes





Midnight Blue

Merlot

Bluebell Step-Thru

Merlot Step-Thru

HEARTLAND DLX

- Heartland lightweight aluminum comfort frame with Exclusive UpRight back-saving riding position that's easy on your body
- SR Suntour CR-750 50mm travel fork
- Shimano Revo 8-speed twist shifters w/Shimano Acera rear derailleur
- Haro Comfort Extra Plush saddle
- Weinmann ZAC 19 double wall rims



Gloss Black

Rubyism

Kauai Blue Step-Thru

HEARTLAND

- Heartland lightweight aluminum comfort frame with Exclusive UpRight back-saving riding position that's easy on your body
- SR Suntour CR-750 30mm travel fork
- SRAM MRX 7-speed twist shifter
- Haro Comfort Extra Plush saddle
- Alloy adjustable comfort stem

Gloss Black

Augusta Green

Twilight Step-Thru

Sterling Spearmint Step-Thru

HEARTLAND EXPRESS LE

- Heartland Express lightweight aluminum hybrid frame with Exclusive UpRight back-saving riding position that's easy on your body
- SR Suntour NEX-4110 63mm travel fork w/preload adjust
- Shimano Alivio 8-speed shifters with Deore rear derailleur
- Haro Comfort Plush saddle
- Shimano Alivio brakes



Midnight Blue




Sasparilla



Midnight Blue Step-Thru



Pearl White Step-Thru

**HEARTLAND EXPRESS**

- Heartland Express lightweight aluminum hybrid frame with Exclusive UpRight back-saving riding position that's easy on your body
- SR Suntour CR-750 50mm travel fork
- Shimano Revo 8-speed twist shifters w/Shimano Acera rear derailleur
- Haro Comfort Plush saddle
- Alloy adjustable comfort stem







Zimzala

Whether you cruise your local boardwalk at the beach, ride to school, pedal the bike path, or zip around your neighborhood, nothing makes you feel more like a kid again than riding a beach cruiser. Our Zimzala cruisers are fun, fresh, comfy, and packed with personality. And since they are made of aluminum, they are as light as a feather. Think lighter weight isn't important for a beach cruiser? We'd be willing to bet you'll think twice after you try to lug a heavy steel bike up a set of stairs or load it onto your car's bike rack. Come on, put on some shorts and flip flops. It's time to have some fun and take a little two-wheeled time out.

Black Cat

Humboldt Green

ZIMZALA BUSTER

- Rust-free aluminum Zimzala cruiser frame
- Singlespeed coaster brake rear hub
- Full fenders with custom curved brackets
- Rust-free anodized aluminum rims
- Kenda cruiser tires





Licorice Pop

Boys-n-Berry

Cloud 9

ZIMZALA MAUDE

- Rust-free aluminum Zimzala ladies cruiser frame
- Singlespeed coaster brake rear hub
- Full fenders with custom curved brackets
- Rust-free anodized aluminum rims
- Kenda cruiser tires





Agent Orange



Blues Cruise

**ZIMZALA COOPER**

- Rust-free aluminum Zimzala cruiser frame
- Three speed internal geared coaster brake rear hub
- Full fenders with custom curved brackets
- Rust-free anodized aluminum rims
- Kenda cruiser tires





Ice Baby

Banana Bubblegum

Pink Frosting

ZIMZALA MOLLY

- Rust-free aluminum Zimzala ladies cruiser frame
- Three speed internal geared coaster brake rear hub
- Full fenders with custom curved brackets
- Rust-free anodized aluminum rims
- Kenda cruiser tires









Railer

Beach cruisers are a dime a dozen these days. With so many colors, themes, and models, it seems like the more different they try to be, the more they seem the same. When we designed our all-new Railer series, we took a good, hard look at our heritage and drew upon our BMX roots. Railers are unlike any cruiser on the market today with sporty looks and BMX-inspired forks, stems, bars, and chainrings. Cool. Casual. Hip. Fresh. Relaxed. There are lots of ways to describe a Railer, but it can't be done with words alone. You need to experience a Railer.

Jalopy Bronze



Bruiser Black

**RAILER SS**

- Rust-free aluminum Railer sport cruiser frame with built-in bottle opener
- Singlespeed rear freewheel hub with mechanical disc brake
- Sporty bobbed rear fender
- Rust-free anodized aluminum rims, stem, chainring, and seatpost clamp
- Kenda K-Rad tires





Grape Ape



Blue Skies

**RAILER SS LADIES**

- Rust-free aluminum Railer ladies sport cruiser frame
- Singlespeed rear freewheel hub with mechanical disc brake
- Sporty bobbed rear fender
- Rust-free anodized aluminum rims, stem, chainring, and seatpost clamp
- Kenda K-Rad tires





Tamarack Sand



Acid Green

**RAILER XS**

- Rust-free aluminum Railer sport cruiser frame with built-in bottle opener
- Three speed internal geared roller brake rear hub
- Sporty bobbed rear fender
- Rust-free anodized aluminum rims, stem, chainring, and seatpost clamp
- Kenda K-Rad tires





Black Orchid

Punky

RAILER XS LADIES

- Rust-free aluminum Railer ladies sport cruiser frame
- Three speed internal geared roller brake rear hub
- Sporty bobbed rear fender
- Rust-free anodized aluminum rims, stem, chainring, and seatpost clamp
- Kenda K-Rad tires





Frame Components	Flightline Expert	Flightline Comp	Flightline Sport	Flightline Two DX
Frame	Flightline 6061 T6 Oversize Aluminum w/ Double Butted DT/TT/ST	Flightline 6061 T6 Oversize Aluminum w/ Double Butted DT	Flightline 6061 T6 Oversize Aluminum w/ Double Butted DT	Flightline 6061 T6 Oversize Aluminum
Sizes	14", 16", 18", 20"	14", 16", 18", 20", 22"	14", 16", 18", 20", 22"	14", 16", 18", 20", 22"
Frame Shock	N/A	N/A	N/A	N/A
Colors	Rubyism	Sasparilla; SG Black	Blazing Copper; Tarnished	Gloss Black; Royalty
Fork	RockShox Dart 3; 100mm Travel w/ Preload Adjust & TurnKey Lockout	RockShox Dart 2; 100mm Travel w/ Preload Adjust & TurnKey Lockout	SR Suntour XCM-MLO; 100mm Travel w/ Preload Adjust & Lockout	SR Suntour XCT; 75mm Travel w/Preload Adjust
Headset	Aheadset OS	Aheadset OS	Aheadset OS	Aheadset OS
Drivetrain Components				
Crank Set	Shimano 442 Octalink 22/32/44	Truvativ ISO Flow 3.0 22/32/44	SR Suntour CW-XCC 22/32/44	SR Suntour CW-XCC 22/32/44
Bottom Bracket	Shimano Octalink ES-25	Truvativ Sealed Cartridge	Sealed Cartridge	Sealed Cartridge
Dérailleur Front	Shimano Deore	Shimano Deore	Shimano C050	Shimano C050
Dérailleur Rear	Shimano XT Shadow	Shimano Deore	Shimano Alivio	Shimano Alivio
Freewheel	Shimano HG50 9-Speed 11-34	Shimano HG50 9-Speed 11-32	Shimano HG40 8-Speed 11-32	Shimano HG40 8-Speed 11-32
Chain	Shimano HG73	Shimano HG50	Shimano HG50	Shimano HG50
Pedals	Shimano M505 Clipless	ATB Caged; Nylon Body/ Steel Cage	ATB Caged; Nylon Body/ Steel Cage	ATB Caged; Nylon Body/ Steel Cage
Control Center Components				
Handlebar	Truvativ LE Riser bar 25mm Rise;	Alloy Riser Bar 30mm Rise	Alloy Riser Bar 30mm Rise	31.8mm Riser Bar 30mm Rise
Stem	Alloy Clamp-On 7 Degree	Alloy Clamp-On 7 Degree	Alloy Clamp-On 15 Degree	31.8mm Alloy Clamp-On 15 Degree
Grips	Dual Density	Dual Density	Dual Density	Dual Density
Dérailleur Shifter	Shimano Deore Rapid Fire Plus	Shimano Deore	Shimano EF50 8-speed	Shimano EF50 8-Speed
Saddle	WTB Rocket V Comp	WTB Speed V Sport SE	Pivit	Pivit
Seat Post	Alloy Micro Adjust 30.9	Alloy Micro Adjust 30.9	Alloy Micro Adjust 30.9	Alloy Micro Adjust 30.9
Seat Post Clamp	Alloy QR	Alloy QR	Alloy QR	Alloy QR
Wheelset Components				
Hubset	Pivit Disc / Shimano M475 9 Speed Cassette; 32h QR	Pivit Disc Alloy 9 Speed Cassette; 32h QR	Pivit Disc 8/9 Speed Cassette; 32h QR	Alloy 8/9 Speed Cassette; 32h QR
Rim	WTB SX24	Weinmann XTB 24 Double Wall w/ Eyelets	Weinmann ZAC 19 Double Wall	Weinmann ZAC 19 Double Wall
Spokes	Stainless Steel 14g	Stainless Steel 14g	Stainless Steel 14g	Stainless Steel 14g
Tires	Kenda Komodo 2.1"	Kenda Komodo 2.1"	Kenda Klaw 2.1"	Kenda Klaw 2.1"
Brake Components				
Brakes	Shimano M485 Hydraulic Disc w/ 6" Rotors	Hayes MX4 Mechanical Disc w/ 6" Rotors	Tektro IO Mechanical Disc w/ 6" Rotors	Tektro IO Mechanical Disc w/ 6" Rotors
Brake Lever	Shimano M485	Tektro Alloy	Shimano	Shimano
Frame Components	Flightline 24	Flightline 20	Mary SS	Mary XC
Frame	Lower Profile Flightline 6061 T6 Alloy	Lower Profile Flightline 6061 T6 Alloy	4130 Double Butted Crmo Steel	4130 Double Butted Crmo Steel
Sizes	12"	10"	16", 18", 20"	16", 18", 20"
Frame Shock	N/A	N/A	N/A	N/A
Colors	Gloss Black; Harlot Red; Sparkling Grape; Pink-Pink	Gloss Black; Hot Rod Blue; Pink-Pink; Sparkling Grape	Carolina Blue; Humboldt Green	Tangerine Dream
Fork	SR Suntour M2000N; 50mm Travel	SR Suntour M2000N; 30mm Travel	Suspension Corrected Crmo Rigid	RockShox Reba SL 29" 80mm w/ Motion Control
Headset	Aheadset OS	Aheadset OS	1 1/8" Aheadset	FSA Orbit MX Forged Alloy Cups; ACB Bearings
Drivetrain Components				
Crank Set	SR Suntour XCC-152 22/32/42 160mm	Alloy 40t w/Double Guard 152mm	Truvativ Stylo 1.1G Singlespeed w/32t ring	Truvativ Firex 3.2 GXP 22/32/44
Bottom Bracket	Sealed Cartridge	Sealed Cartridge	Truvativ GXP	Truvativ GXP
Dérailleur Front	Shimano TY10	N/A	n/a	Shimano Deore
Dérailleur Rear	Shimano RD-TX31	Shimano RD-TX31	n/a	SRAM X.9
Freewheel	Shimano 7-Speed 14-28 Freewheel	Shimano 6-Speed 14-28 Freewheel	20t	SRAM PG-950 9-Speed 11-34
Chain	Shimano UG51	Shimano UG51	KMC Z-610HX	SRAM PC-971
Pedals	Nylon ATB	Nylon ATB	Wellgo Platform	Shimano PD-M505
Control Center Components				
Handlebar	Riser 30mm	Riser 30mm	On-One Mary	Ritchey Pro Flat 600mm Wide; 25.4mm
Stem	Alloy Clamp-On 15 Degree	Alloy Clamp-On 15 Degree	Ritchey Pro Mountain	Ritchey Pro Mountain
Grips	Dual Density	Dual Density	WTB Moto Grip	WTB Moto Grip
Dérailleur Shifter	SRAM MRX 7-Speed	SRAM MRX 6-Speed	n/a	SRAM X.7 9-speed
Saddle	Pivit Jr. Size	Pivit Jr. Size	WTB Rocket V Comp	WTB Rocket V Comp Crmo Rails
Seat Post	Alloy Micro Adjust 27.2	Alloy Micro Adjust 27.2	Pivit 31.6	Ritchey Pro V2 31.6mm
Seat Post Clamp	Alloy QR	Alloy QR	Haro Race Lite	Haro Race Lite
Wheelset Components				
Hubset	Alloy 32h Nutted w/ Rear Guard	Alloy 32h Nutted w/ Rear Guard	Pivit Disc; Cassette Singlespeed Rear 32h	Shimano Deore 32h
Rim	Alloy Black Anodized w/Brushed Sidewalls	Alloy Black Anodized w/Brushed Sidewalls	WTB Laser Disc Trail 29" 32h	WTB Laser Disc Trail 29" 32h
Spokes	Stainless Steel 14g	Stainless Steel 14g	Stainless steel 14g w/ Brass Nipples	Stainless Steel 14g w/ Brass Nipples
Tires	Kenda Kinetics 2.1"	Kenda Kinetics 2.1"	Kenda Nevegal 2.25 Stick-e Rubber	Kenda Nevegal 2.25 Stick-e Rubber
Brake Components				
Brakes	Tektro Direct Pull w/Linear Spring	Tektro Direct Pull w/Linear Spring	Avid BBDB 5 Mechanical Disc w/160mm Rotors	Avid BBDB 5 Mechanical Disc w/160mm Rotors
Brake Lever	Tektro	Tektro	Avid FR5	Avid FR5

Flightline Two	Flightline One DX	Flightline One	Flightline Intro	Flightline S
Flightline 6061 T6 Oversize Aluminum	Flightline 6061 T6 Oversize Aluminum	Flightline 6061 T6 Oversize Aluminum	Flightline 6061 T6 Oversize Aluminum	Flightline 6061 T6 Oversize Aluminum
14", 16", 18", 20", 22"	14", 16", 18", 20", 22"	14", 16", 18", 20", 22"	14", 16", 18", 20", 22"	Men's: 14", 16", 18", 20", 22" Step-Thru: 14", 17"
N/A	N/A	N/A	N/A	N/A
Shamrock; Gloss Black; Pearl White	Pearl White; Rubyism	Gloss Black; Hot Rod Blue:Tucson Sage	Harlot Red; Shamrock; Bright Silver	Men's: Smashing Pumpkin; Gloss Black; Rubyism Step Thru; Pearl White; Tucson Sage
SR Suntour XCT; 75mm Travel w/Preload Adjust	RST 191 T9; 63mm Travel w/ Preload Adjust	RST 191 T8; 63mm Travel w/ Preload Adjust	SR Suntour M2000N; 50mm Travel	Pivot; 50mm Travel
Aheadset OS	Aheadset OS	Aheadset OS	Aheadset OS	Aheadset OS
SR Suntour CW-XCC 22/32/44	SR Suntour CW-XCC 22/32/44	SR Suntour CW-XCC 22/32/44	SR Suntour CW-XCC 22/32/44	Alloy 3pc 24/34/42
Sealed Cartridge	Sealed Cartridge	Sealed Cartridge	Sealed Cartridge	Sealed Cartridge
Shimano C050	Shimano C050	Shimano C050	Shimano C050	Shimano C050
Shimano Acera	Shimano Acera	Shimano Acera	Shimano Altus	Shimano RD-TX31
Shimano HG40 8-Speed 11-32	Sunrace 7-Speed 11-34 Cassette	Sunrace 7-Speed 11-34 Cassette	Shimano 7-Speed 14-28 Freewheel	Sunrace 7-Speed 13-28 Freewheel
Shimano HG50	Shimano UG51	Shimano UG51	Shimano UG51	KMC Z50
ATB Caged; Nylon Body/ Steel Cage	Nylon ATB	Nylon ATB	Nylon ATB	Nylon ATB
Riser Bar 30mm Rise	31.8mm Riser Bar 30mm Rise	Riser 30mm	Riser 30mm	Riser 30mm
Alloy Clamp-On 15 Degree	31.8mm Alloy Clamp-On 15 Degree	Alloy Clamp-On 15 Degree	Alloy Clamp-On 15 Degree	Alloy Clamp-On 15 Degree
Dual Density	Velo	Velo	Dual Density	Dual Density
Shimano EF50 8-Speed	Shimano EF50-7-Speed	Shimano EF50-7-Speed	SRAM MRX 7-Speed	SRAM MRX 7-Speed
Pivot	Pivot	Pivot	Pivot	Pivot
Alloy Micro Adjust 30.9	Alloy Micro Adjust 30.9	Alloy Micro Adjust 30.9	Alloy Micro Adjust 30.9	Alloy 30.9
Alloy QR	Alloy QR	Alloy QR	Alloy QR	Alloy QR
Alloy 8/9 Speed Cassette; 32h QR	Alloy 8/9 Speed Cassette; 32h QR	Alloy 7-Speed Cassette; 36h QR	Alloy 32h QR Front; Nuted Rear	Alloy 32h QR Front; Nuted Rear
Weinmann ZAC 19 Double Wall w/ Brushed Sidewalls	Alloy Black Anodized w/Brushed Sidewalls	Alloy Black Anodized w/Brushed Sidewalls	Alloy Black Anodized w/Brushed Sidewalls	Alloy Black Anodized
Stainless Steel 14g	Stainless Steel 14g	Stainless Steel 14g	Stainless Steel 14g	Stainless Steel 14g
Kenda 831A 2.1"	Kenda Klaw 2.1"	Kenda 831A 2.1"	Kenda 831A 2.1"	Kenda 831A 2.1"
Tektro Direct Pull w/Linear Spring	Tektro IO Mechanical Disc w/ 6" Rotors	Tektro Direct Pull w/Linear Spring	Tektro Direct Pull w/Linear Spring	Direct Pull w/Linear Spring
Shimano	Shimano	Shimano	Tektro	Tektro
Ally SS	Ally XC	Beasley SS	Beasley 1x9	
Ally 6061 T6 Oversize Aluminum w/ Double Butted DT W/ Eccentric BB	Ally 6061 T6 Oversize Aluminum w/ Double Butted DT	4130 Double Butted Crmo Steel	4130 Double Butted Crmo Steel	
16", 18", 20"	16", 18", 20"	14", 16", 18", 20", 22"	14", 16", 18", 20", 22"	
N/A	N/A	N/A	N/A	
Black and Tan; Unmellow Yellow	Matte Black	Black Gold	Cherry Cola	
Suspension Corrected Crmo Rigid	RST M29 Pro ; Lock out, Rebound and Preload adjust	Suspension Corrected Crmo Rigid	Suspension Corrected Crmo Rigid	
Ritchey LB	Ritchey LB	Ritchey Logic	Ritchey Logic	
Truvativ ISO Flow 1.0	Truvativ ISO Flow 3.0 22/32/44	Truvativ Fire-X 1.1G Singlespeed w/33t ring	Truvativ Stylo 1.1G Singlespeed w/32t ring	
Truvativ Powerspline	Truvativ Sealed Cartridge	Truvativ GXP	Truvativ GXP	
N/A	Shimano Deore	n/a	n/a	
N/A	Shimano Deore	n/a	Shimano XT Shadow	
20t Cog	Shimano HG50 9-Speed 11-32	16t	Shimano HG50 9-Speed 11-34	
KMC 610	Shimano HG50	KMC Z-610HX	Shimano HG53	
ATB Caged; Nylon Body/ Steel Cage	ATB Caged; Nylon Body/ Steel Cage	Wellgo Platform	Wellgo Platform	
Alloy Riser Bar 30mm Rise	Alloy Riser Bar 30mm Rise	On-One Mary	Ritchey Comp Low Rize	
Alloy Clamp-On 7 Degree	Alloy Clamp-On 7 Degree	Ritchey Pro Mountain	Ritchey Comp Mountain	
Dual Density	Dual Density	WTB Moto Grip	WTB Moto Grip	
N/A	Shimano Deore	n/a	Shimano LX 9-speed Right Only	
WTB Speed V Sport SE	WTB Speed V Sport SE	WTB Rocket V Comp	WTB Rocket V Comp Crmo Rails	
Alloy Micro Adjust 30.9	Alloy Micro Adjust 30.9	Ritchey 31.6	Ritchey 31.6	
Alloy QR	Alloy QR	Haro Race Lite	Haro Race Lite	
Pivot Disc Single Speed 32h QR	Pivot Disc Alloy 9 Speed Cassette; 32h QR	Pivot Disc; Cassette Singlespeed Rear 32h	Shimano RM65 Centerlock	
WTB FX 28	WTB FX 28	Weinmann Discovery 650B	Weinmann Discovery 650B	
Stainless Steel 14g	Stainless Steel 14g	Stainless steel 14g w/ Brass Nipples	Stainless Steel 14g w/ Brass Nipples	
Kenda Nevegal 29x2.2	Kenda Nevegal 29x2.2	Pacenti Neo-Moto 2.3	Pacenti Neo-Moto 2.3	
Hayes MX4 Mechanical Disc w/ 6" Rotors	Hayes MX4 Mechanical Disc w/ 6" Rotors	Avid BBDB 5 Mechanical Disc w/160mm Rotors	Shimano M485 Hydraulic Disc w/ 160mm Centerlock Rotors	
Tektro Alloy	Tektro Alloy	Avid FR5	Shimano M485 Hydraulic	

CPSC equipment included but not shown. Specifications subject to change without notice.

Frame Components	Shift R7	Shift R5	Shift R3	Shift R1
Frame	Shift 6061 Hydroformed Aluminum; 120mm Wheel Travel	Shift 6061 Hydroformed Aluminum; 120mm Wheel Travel	Shift 6061 Hydroformed Aluminum; 120mm Wheel Travel	Shift 6061 Hydroformed Aluminum; 120mm Wheel Travel
Sizes	16", 18", 20", 21"	16", 18", 20", 21"	16", 18", 20", 21"	16", 18", 20", 21"
Frame Shock	RockShox Monarch 3.1	RockShox Ario 2.1	RockShox Bar 2.1	X-Fusion Coil
Colors	Tucson Sage	Semi Gloss Black	Scarlet Fever	Bright Silver; Midnight
Fork	Marzocchi 44LO 120mm travel; Lock out; Aluminum Steer	Marzocchi 33LO 120mm travel; Lock out	Marzocchi 22LO 120mm travel; Lock out	Suntour XCR-LO 120mm Travel; w/ Lockout and Preload Adjust
Headset	Ritchey Comp Logic Drop In	Ritchey Comp Logic Drop In	Ritchey Comp Logic Drop In	Ritchey Comp Logic Drop In
Drivetrain Components				
Crank Set	Truvativ Fire-X 3.1 22/32/44	Truvativ Fire-X 3.0 22/32/44	Truvativ ISO-FLOW 3.0 22/32/44	Truvativ X-FLOW 3.0 22/32/42
Bottom Bracket	Truvativ GXP	Truvativ GXP	Truvativ Power Spline	Truvativ Sealed Cartridge
Deraillieur Front	SRAM X.9	SRAM X.7	Shimano Deore	Shimano Alivio
Deraillieur Rear	SRAM X.0	SRAM X.9	SRAM X.7	Shimano Alivio
Freewheel	SRAM PG970 9-Speed 11-34	SRAM PG970 9-Speed 11-34	Shimano HG50 9-Speed 11-32	Shimano HG40 8-Speed 11-32
Chain	Shimano HG53	Shimano HG53	Shimano HG53	KMC Z72
Pedals	Shimano M505 SPD	ATB Resin Body / Steel Cage	ATB Resin Body / Steel Cage	ATB Resin Body / Steel Cage
Control Center Components				
Handlebar	Ritchey Pro Low Rise; 25mm rise 660mm Width	Ritchey Comp Low Rise; 25mm rise 660mm Width	Ritchey Riser Bar ; 25mm Rise 620mm Width	Ritchey Riser Bar ; 25mm Rise 620mm Width
Stem	Ritchey Comp 31.8 Clamp	Ritchey Comp 31.8 Clamp	Pivit Alloy Clamp On 31.8 Clamp	Pivit Alloy Clamp On 31.8 Clamp
Grips	WTB Moto Grip	WTB Moto Grip	Dual Density	Dual Density
Deraillieur Shifter	SRAM X.7 9-Speed	SRAM X.7 9-Speed	SRAM X.5 9-Speed	Shimano EZ-Fire 8-Speed
Saddle	WTB Rocket V Comp	WTB Rocket V Comp	WTB Rocket V Comp	WTB Speed V Sport
Seat Post	Ritchey Pro 30.9	Ritchey Comp 30.9	Alloy Micro Adjust 30.9	Alloy Micro Adjust 30.9
Seat Post Clamp	Alloy QR	Alloy QR	Alloy QR	Alloy QR
Wheelset Components				
Hubset	Shimano M475 32h	Shimano M475 32h	Pivit Disc Alloy / Shimano M475 9 Speed Cassette; 32h QR	Pivit Disc Alloy 8/9 Speed Cassette; 32h QR
Rim	Ritchey OCR Pro	Ritchey OCR Pro	Ritchey Girder XC	Ritchey Girder XC
Spokes	Stainless Steel 14g	Stainless Steel 14g	Stainless Steel 14g	Stainless Steel 14g
Tires	Kenda Small Block Eight 2.1	Kenda Small Block Eight 2.1	Kenda Komodo 2.1	Kenda Komodo 2.1
Brake Components				
Brakes	Hayes Stroker Ryde w/ 160mm Rotors	Tektro Aguila Comp Hydraulic w/ 160mm Rotors	Hayes MX4 Mechanical Disc w/ 160mm Rotors	Tektro IO Mechanical Disc w/ 160mm Rotors
Brake Lever	Hayes Stroker Ryde	Tektro Aguila	Tektro Alloy	Shimano
Extreme Components				
Frame Components	Extreme X6 Expert	Extreme X6 Comp	Extreme X6	Extreme X7
Frame	Extreme 5/6 Frame 6061 Aluminum w/ Adjustable 5" - 6" Rear Wheel Travel	Extreme 5/6 Frame 6061 Aluminum w/ Adjustable 5" - 6" Rear Wheel Travel	Extreme 5/6 Frame 6061 Aluminum w/ Adjustable 5" - 6" Rear Wheel Travel	Extreme 7 6061 Frame; 7" Travel; 1.5" Head Tube; 150mm Rear Spacing; Hydroformed Top Tube
Sizes	14", 16", 18", 20"	14", 16", 18", 20"	14", 16", 18", 20"	16", 18"
Frame Shock	Marzocchi Roco R w/piggy back	Fox Van R	Marzocchi Roco R Coil Spring w/Rebound Adj	Fox Van R
Colors	Dirt	Speedy Spice	Pearl White	Semi Gloss Black
Fork	Marzocchi 55TST2 160mm Travel w/ 20mm Thru Axle	Marzocchi 55RS 160mm Travel w/ 20mm Thru Axle	Marzocchi 44LO 140mm Travel	Marzocchi 66 RCV; 1.5 Steer Tube 180mm Travel
Headset	Syncros Zero Stack Hardcore	Syncros Zero Stack Hardcore	Syncros Zero Stack Hardcore	Syncros Hardcore 1.5 Sealed Cartridge
Drivetrain Components				
Crank Set	Truvativ Hussefelt 2.0 24/36/Guard	Truvativ Ruktion 2.0 24/36/Guard	Truvativ Ruktion 2.0 24/36/Guard	Truvativ Ruktion 2.0 24/36/Guard
Bottom Bracket	Truvativ Howitzer	Truvativ Howitzer	Truvativ Howitzer	Truvativ Howitzer
Deraillieur Front	Shimano Deore	Shimano Deore	Shimano Alivio	Shimano Deore
Deraillieur Rear	SRAM X.0	SRAM X.9	SRAM SX-5	SRAM X-9
Freewheel	Shimano HG50 9-speed 11-34	Shimano HG50 9-speed 11-34	SRAM PG-850 8-Speed 11-32	SRAM PG950 9-Speed 11-34
Chain	Shimano HG53	Shimano HG53	KMC Z72	SRAM PC-971
Pedals	Pivit DH Platform w/ Threaded Pins	Pivit DH Platform w/ Threaded Pins	Pivit DH Platform w/ Threaded Pins	Pivit DH Platform w/ Threaded Pins
Control Center Components				
Handlebar	Syncros AM "Grunge" 40mm Rise 660 Width; 31.8 clamp	Syncros AM "Grunge" 40mm Rise 660 Width; 31.8 clamp	Syncros AM "Grunge" 40mm Rise 660 Width; 31.8 clamp	Syncros FR "Grunge" 40mm Rise 710 Width; 31.8 clamp
Stem	Syncros AM "Grunge"	Syncros AM "Grunge"	Syncros AM "Grunge"	Syncros FR "Grunge"
Grips	SDG Lock-On	SDG Lock-On	Pivit Lock-On	SDG Lock-On
Deraillieur Shifter	SRAM X.9 9-Speed	SRAM X.9 9-Speed	SRAM SX-5 8-Speed	SRAM X-7 9-Speed
Saddle	SDG Bel Air I-Beam	SDG Bel Air I-Beam	SDG Bel Air Railed	SDG Bel Air I-Beam
Seat Post	SDG 30.9 x 350mm	SDG 30.9 x 350mm	Syncros Derived 30.9 x 350mm	SDG I-Beam 30.9 x 350mm
Seat Post Clamp	Alloy QR	Alloy QR	Alloy QR	Alloy QR
Wheelset Components				
Hubset	Shimano M475 Rear 32h: Pivit sealed 20mm F	Shimano M475 Rear 32h: Pivit sealed 20mm F	Pivit Disc 32h	Pivit Disc Alloy Sealed 20mm /150mm 9 Speed Sealed Cassette; 32h QR
Rim	SUN Equalizer 29mm w/ Eyelets	SUN Rhyno Lite 28mm w/ Eyelets	SUN Hill Rod 26mm	SUN Equalizer 29mm w/ Eyelets
Spokes	Stainless Steel 14g w/ Brass Nipples	Stainless Steel 14g w/ Brass Nipples	Stainless Steel 14g w/ Brass Nipples	Stainless Steel 14g w/ Brass Nipples
Tires	Kenda Nevegal 2.35; w/ Stick-E Rubber	Kenda Nevegal 2.35; w/ Stick-E Rubber	Kenda Nevegal 2.35; w/ Stick-E Rubber	Kenda Nevegal 2.5; w/ Stick-E Rubber
Brake Components				
Brakes	Hayes Stroker Ryde w/ 180mm rotors	Shimano M486 Hydraulic w/180mm rotors	Hayes MX4-V7 w/ 180mm Rotors	Avid Juicy 5 Hydraulic Disc w/ 203mm Rotors
Brake Lever	Hayes Stroker Ryde	Shimano M486 Hydraulic	Tektro RS-360A	Avid Juicy 5 Hydraulic

Sonix Expert	Sonix Comp	Sonix	Xeon Comp	Xeon
Virtual Link Suspension Featuring Patented VL120 Technology Designed For 100mm Fork 14", 16", 18", 20" Rock Shox Monarch 3.3 Brown Sugar RockShox SID Race 100mm	Virtual Link Suspension Featuring Patented kVL120 Technology Designed For 100mm Fork 14", 16", 18", 20" Fox Float R Humboldt Green Fox 32 FR 100mm	Virtual Link Suspension Featuring Patented VL120 Technology Designed For 100mm Fork 14", 16", 18", 20" RockShox Bar 2.1 Faux Pearl Marzocchi 33R 100mm	Virtual Link Suspension Featuring Patented VL160 Technology Designed For 140mm Fork 14", 16", 18", 20" RockShox Monarch 3.3 Rubyism Marzocchi 44ATA 140mm w/ aluminum steer; Air Travel Adjust; 15mm dropouts Syncros Hardcore	Virtual Link Suspension Featuring Patented VL160 Technology Designed For 140mm Fork 14", 16", 18", 20" RockShox Monarch 3.1 Semi Gloss Black Marzocchi 44TST2 140mm Travel w/ 15mm Dropouts Ritchey LB Plus
Ritchey Pro Logic V2	Ritchey Pro Logic V2	Ritchey LB Plus		
Shimano SLX 22/32/44 Shimano SLX External Bearing Shimano Deore Shimano XTR Shadow Carbon Shimano SLX 9-Speed 11-34 Shimano HG73 Shimano SPD-M520	Truvativ Fire-X 3.3 22/32/44 Truvativ GXP Shimano Deore Shimano XT Shadow Shimano HG50 9-Speed 11-34 Shimano HG73 Shimano SPD-M520	Truvativ Fire-X 3.0 22/32/44 Truvativ GXP Shimano Deore Shimano SLX Shadow Shimano HG50 9-Speed 11-34 Shimano HG53 Shimano SPD-M505	Truvativ Fire-X 3.2 GXP 22/32/44 Truvativ GXP Shimano Deore SRAM X.9 Shimano HG50 9-Speed 11-34 SRAM PC-951 Shimano SPD-M520	Truvativ Fire-X 3.0 22/32/44 Truvativ GXP Shimano Deore SRAM X.7 Shimano HG50 9-Speed 11-34 SRAM PC-951 Wellgo ATB
Ritchey Pro Rizer 35mm Rise x 620mm Wide; Ritchey Pro 31.8 Clamp WTB Moto Grip Shimano SLX RapidFire Plus 9-Speed WTB Rocket V Comp Ritchey Pro V2 30.9 x 350mm Haro Race Lite	Ritchey Comp Rizer 35mm Rise x 620mm Wide; Ritchey Comp 31.8 Clamp WTB Moto Grip Shimano Deore RapidFire Plus 9-Speed WTB Rocket V Comp Ritchey Comp V2 30.9 x 350mm Haro Race Lite	Ritchey Rizer 35mm Rise x 620mm Wide; Ritchey 31.8 Clamp WTB Moto Grip Shimano Deore RapidFire Plus 9-Speed WTB Rocket V Comp Ritchey 30.9 x 350mm Haro Race Lite	Syncros AM "Grunge" 40mm Rise 660 Width; 31.8 clamp Syncros AM "Grunge" WTB Moto Grip SRAM X.7 9-Speed Syncros AM Crmo Rail Syncros Derived 30.9 Haro Race Lite	Syncros AM "Grunge" 40mm Rise 660 Width; 31.8 clamp Syncros AM "Grunge" WTB Moto Grip SRAM X.5 9-Speed WTB Pure V Race Crmo Rail Syncros Derived 30.9 Haro Race Lite
Shimano M535 Centerlock WTB Speed disc XC Stainless Steel Kenda Small Block Eight 2.1	Shimano M535 Centerlock WTB Speed disc XC Stainless Steel Kenda Small Block Eight 2.1	Shimano M475 rear Pivot Disc Front WTB Speed disc XC Stainless Steel Kenda Small Block Eight 2.1	Shimano DeoreM530 Rear / Shimano M758 15mm Thru Front WTB Speed Disc AllMtn 32h Stainless Steel Kenda Nevegal 2.35; w/ Stick-E Rubber	Shimano M475 Rear / Pivot 15mm Thru front WTB Speed Disc AllMtn 32h Stainless Steel Kenda Nevegal 2.35; w/ Stick-E Rubber
Shimano SLX Hydraulic Disc w/ 160mm Centerlock Rotors Shimano SLX	Shimano M575 Hydraulic w/ 160mm Centerlock Rotors Shimano M575 Hydraulic	Shimano M486 Hydraulic w/ 160mm Rotors Shimano M486 Hydraulic	Avid Juicy 5 Hydraulic w/ 185mm Rotors Avid Juicy 5 Hydraulic	Shimano M486 Hydraulic w/ 180mm Rotors Shimano M486
Escape Comp	Escape Sport	Escape	Escape S	
Escape 7005 T6 Oversized Hydroformed Aluminum 14", 16", 18", 20" N/A Scarlet Fever Marzocchi MZ Race 120mm Travel; w/ Lockout and Preload Adjust Ritchey Logic	Escape 7005 T6 Oversized Hydroformed Aluminum 14", 16", 18", 20" N/A Dirt Marzocchi MZ Comp 120mm Travel; w/ Preload Adjust Ritchey LB Plus	Escape 7005 T6 Oversized Hydroformed Aluminum 14", 16", 18", 20" N/A Sunset Fade ; SG Black Suntour SF-XCM; 100mm Travel w/ Preload Adjust Ritchey LB Plus	Escape 7005 T6 Oversized Hydroformed Aluminum 14", 16", 18", 20" N/A Pearl White ; SG Tucson Sage Suntour SF-XCM; 100mm Travel w/ Preload Adjust Ritchey LB Plus	
Truvativ Hussefelt 2.0 24/36/PC Rock Ring Truvativ Howitzer Shimano Deore SRAM X.7 Shimano HG50 11-32 9 Speed Shimano HG53 9 Speed Alloy Platform w/ Replaceable Pins	Truvativ Ruktion 3.0 ; 22/32/PC Rock Ring ; w/ 42t Ring Option in Box Truvativ Howitzer SRAM 3.0 SRAM SX4 Shimano HG40 11-32 8 Speed KMC Z72 ATB Platform ; Nylon Body Steel Cage	Truvativ Ruktion 3.0 ; 22/32/42 Truvativ Howitzer SRAM 3.0 SRAM 3.0 Shimano HG40 11-32 8 Speed Shimano HG40 8 Speed ATB Platform ; Nylon Body Steel Cage	Truvativ X-FLOW 3.0 ; 22/32/42 Truvativ SQ Shimano M310 SRAM 3.0 Shimano HG30 11-32 8 Speed Shimano HG40 8 Speed ATB Platform ; Nylon Body Steel Cage	
Truvativ Riser Bar ; 50mm Rise 640mm Width ; 31.8 Clamp Pivot Alloy Clamp On ; 31.8 Clamp Pivot Lock On Dual Density SRAM SX5 9-Speed WTB Speed V Comp Alloy Micro Adjust 30.9 Alloy QR	Truvativ Riser Bar ; 50mm Rise 640mm Width ; 31.8 Clamp Pivot Alloy Clamp On ; 31.8 Clamp Dual Density SRAM SX4 8-Speed WTB Speed V Sport Alloy Micro Adjust 30.9 Alloy QR	Truvativ Riser Bar ; 50mm Rise 640mm Width ; 31.8 Clamp Pivot Alloy Clamp On ; 31.8 Clamp Dual Density SRAM SX4 8-Speed WTB Speed V Sport Alloy Micro Adjust 30.9 Alloy QR	Alloy Riser Bar 30mm Rise 25.4 Clamp Pivot Alloy Clamp-On 7 Degree Dual Density SRAM SX4 8-Speed WTB Speed V Sport Alloy Micro Adjust 30.9 Alloy QR	
Shimano Centerlock 9 Speed Cassette; 32h QR WTB SX24 Stainless Steel 14g Kenda Nevegal 2.1; w/ Stick-E Rubber	Pivot Disc Alloy 8/9 Speed Cassette; 32h QR Weinmann Discovery; Double Wall ; 32h Stainless Steel 14g Kenda Nevegal 2.1; w/ Stick-E Rubber	Pivot Disc Alloy 8/9 Speed Cassette; 32h QR Weinmann XTB 24; Double Wall ; 32h Stainless Steel 14g Kenda Nevegal 2.1; w/ Stick-E Rubber	Pivot Disc Alloy 8/9 Speed Cassette; 32h QR Weinmann ZAC 19; Double Wall ; 32h Stainless Steel 14g Kenda Klaw 2.1	
Shimano M485 Hydraulic Disc w/ 7" Front and 6" rear Rotors Shimano M485	Hayes MX4 Mechanical Disc w/7" Front and 6" rear Rotors Tektro Alloy	Hayes MX4 Mechanical Disc w/ 6" Rotors Tektro Alloy	Bengal Mechanical Disc w/ 6" Rotors Tektro Alloy	

CPSC equipment included but not shown. Specifications subject to change without notice.

Frame Components		Thread Eight	Thread One	Steel Reserve 8	Steel Reserve 1
Frame		Thread 7005 T6 Oversize Aluminum w/ e.thirteen Designed Adjustable Dropout	Thread 7005 T6 Oversize Aluminum w/ e.thirteen Designed Adjustable Dropout	4130 Double Butted Cromo W/ ISC G integrated mount and vertical drop outs	4130 Double Butted Cromo W/ BMX Inspired Mid BB and Horizontal drop outs
Sizes		13" Short , 13" Long	13" Short , 13" Long	13" Short , 13" Long	13" Short , 13" Long
Frame Shock		N/A	N/A	N/A	N/A
Colors		Abandonmint	Concrete	Pea Soup	Coffee / White Fade
Fork		Marzocchi Dirt Jumper 3 ; 80mm Travel	Marzocchi Dirt Jumper 3 ; 80mm Travel	Marzocchi Dirt Jumper 2; 20mm Thru Axle 80mm Travel	Marzocchi Dirt Jumper 2; 20mm Thru Axle 80mm Travel
Headset		Syncros Hardcore	Syncros Hardcore	Ritchey Drop In Internal	Ritchey Drop In Internal
Drivetrain Components					
Crank Set		Truvativ Ruktion 1.0; 34t Ring w/ PC Bash Ring	Truvativ Ruktion 1.0; 34t Ring w/ PC Bash Ring	4130 Tubular Cromo 10 spline interface W/ e.thirteen 32t crownwheel	4130 Tubular Cromo 10 spline interface w/ e.thirteen 26t crownwheel
Bottom Bracket		Truvativ Howitzer	Truvativ Howitzer	Euro BB	Mid Sealed
Derailleur Front		e.thirteen Light Guide	N/A	Syncros Chainguide	N/A
Derailleur Rear		SRAM X-5	N/A	SRAM X.9 Composite Short Cage	N/A
Freewheel		SRAM PG850 8-Speed 11-32	16t Cog	SRAM PG850 8-Speed 11-28	12t Cog
Chain		KMC Z72	KMC 610	Shimano HG-40	KMC 610
Pedals		Pivit Platform w/ Replaceable Pins	Pivit Platform w/ Replaceable Pins	Pivit Platform w/ Replaceable Pins	Pivit Platform w/ Replaceable Pins
Control Center Components					
Handlebar		Syncros Riser Bar; 20mm Rise 670mm Width	Syncros Riser Bar; 20mm Rise 670mm Width	Syncros FR Bulk Riser Bar; 50mm Rise 710mm Width	Syncros FR Bulk Riser Bar; 50mm Rise 710mm Width
Stem		Pivit Alloy Clamp On ; 50mm Extension	Pivit Alloy Clamp On ; 50mm Extension	Syncros FR ; 50mm Extension	Syncros FR ; 50mm Extension
Grips		Pivit Lock-On	Pivit Lock-On	SDG Lock On	SDG Lock On
Derailleur Shifter		SRAM X-5 Trigger Shifter; 8 Speed Right Side Only	N/A	SRAM X5 Trigger Shifter; 8 Speed Right Side Only	N/A
Saddle		Haro Slim Padded Jump Seat	Haro Slim Padded Jump Seat	SDG Skylite	SDG Skylite
Seat Post		Alloy Micro Adjust 30.9	Alloy Micro Adjust 30.9	SDG I Beam Alloy Mirco Adjust	SDG I Beam Alloy Mirco Adjust
Seat Post Clamp		Alloy QR	Alloy QR	Alloy Bolt on	Alloy Bolt on
Wheelset Components					
Hubset		Pivit Disc Alloy 8/9 Speed Cassette; 32h QR	Pivit Disc Alloy Singlespeed Cassette; 32h Nutted F/R	Pivit Sealed 120t driver Disc Alloy 8/9 Speed Cassette R; 32h QR Pivit 20mm Sealed F	Pivit Disc Alloy Singlespeed Cassette Sealed 32h Nutted R ; Pivit 20mm Sealed F
Rim		SUN Hill Rod	SUN Hill Rod	SUN S.O.S	SUN S.O.S
Spokes		Stainless Steel 14g	Stainless Steel 14g	Stainless Steel 14g	Stainless Steel 14g
Tires		Kenda K-Rad 2.3"	Kenda K-Rad 2.3"	Kenda Small Block 8 2.35F / Kinionpt 2.3R	Kenda Small Block 8 2.35F / Kinionpt 2.3R
Brake Components					
Brakes		Hayes MX4 Mechanical Disc w/ 6" Rotors	Hayes MX4 Mechanical Disc w/ 6" Rotors	Avid BBDB 5 Mechanical Disc w/ 6" Rotors	Hayes MX4 Mechanical Disc w/ 6" Rotor Rear Only
Brake Lever		Avid FR5	Avid FR5	Avid FR5	Tektro Alloy
Frame Components		Heartland DLX	Heartland	Heartland Express LE	Heartland Express
Frame		Heartland 6061 Aluminum	Heartland 6061 Aluminum	Heartland 6061 Aluminum	Heartland 6061 Aluminum
Sizes		Men's: 14", 17", 20" Step-Thru: 14", 17"	Men's: 14", 17", 20" Step-Thru: 14", 17"	Men's: 14", 17", 20" Step-Thru: 14", 17"	Men's: 14", 17", 20" Step-Thru: 14", 17"
Frame Shock		N/A	N/A	N/A	N/A
Colors		Men's: Midnight Blue; Merlot Step-Thru: Bluebell; Merlot	Men's: Gloss Black; Rubyism Step-Thru: Kauai Blue	Men's: Gloss Black; Augusta Green Step-Thru: Twilight; Sterling Spearmint	Men's: Midnight Blue; Sasparilla Step-Thru: Pearl White; Midnight Blue
Fork		SR Suntour CR-750; 50mm Travel	SR Suntour CR-750; 30mm Travel	SR Suntour NEX-4110; 63mm Travel w/Preload Adjust	SR Suntour CR-750; 50mm Travel
Headset		1 1/8" Threaded	1 1/8" Threaded	1 1/8" Threaded	1 1/8" Threaded
Drivetrain Components					
Crank Set		SR Suntour NEX-208 28/38/48	Alloy 42t w/Double Guard	Shimano M151 28/38/48	Shimano M151 28/38/48
Bottom Bracket		Sealed Bearing Cartridge	Sealed Bearing Cartridge	Sealed Cartridge	Sealed Cartridge
Derailleur Front		Shimano C051	N/A	Shimano C102	Shimano C102
Derailleur Rear		Shimano Acera	Shimano RD-TX51	Shimano Deore	Shimano Acera
Freewheel		Shimano HG40 8-Speed 11-32	Sunrace 7-Speed 11-34 Freewheel	Shimano HG40 8-Speed 11-32	Shimano HG40 8-Speed 11-32
Chain		Shimano HG40	Shimano UG51	Shimano HG40	Shimano HG40
Pedals		Wellgo Comfort w/ Kraton Rubber Inserts	Wellgo Comfort w/ Kraton Rubber Inserts	Wellgo Comfort w/ Kraton Rubber Inserts	Wellgo Comfort w/ Kraton Rubber Inserts
Control Center Components					
Handlebar		Steel 80mm Rise	Steel 80mm Rise	Alloy 80mm Rise	Steel 80mm Rise
Stem		Alloy Adjustable	Alloy Adjustable	Alloy Adjustable	Alloy Adjustable
Grips		Dual Density	Dual Density	Dual Density	Dual Density
Derailleur Shifter		Shimano Revo	SRAM MRX 7	Shimano Alivio	Shimano Revo
Saddle		Haro Comfort Extra Plush w/ Web Spring Base - Men's & Women's Specific Shapes	Haro Comfort Extra Plush w/ Web Spring Base - Men's & Women's Specific Shapes	Haro Comfort Plush w/ Web Spring Base - Men's & Women's Specific Shapes	Haro Comfort Plush w/ Web Spring Base - Men's & Women's Specific Shapes
Seat Post		Alloy Lo-Profile Suspension 40mm	Alloy Lo-Profile Suspension 40mm	Alloy Lo-Profile Suspension 40mm	Alloy Lo-Profile Suspension 40mm
Seat Post Clamp		Alloy QR	Alloy QR	Alloy QR	Alloy QR
Wheelset Components					
Hubset		Joytech Alloy 8/9 Speed Cassette; QR	Joytech Alloy 7 Speed Cassette; QR	Shimano Alivio	Joytech Alloy 8/9 Speed Cassette; QR
Rim		Weinmann ZAC 19 Double Wall w/ Brushed Sidewalls	Weinmann 519 w/Brushed Sidewalls	Weinmann ZAC 19 Double Wall w/ CNC Sidewalls	Weinmann 519 w/Brushed Sidewalls
Spokes		Stainless Steel 14g w/ Brass Nipples	Stainless Steel 14g w/ Brass Nipples	Stainless Steel 14g w/ Brass Nipples	Stainless Steel 14g w/ Brass Nipples
Tires		Kenda Keen 1.95"	Kenda Keen 1.95"	Kenda 700x38c	Kenda 700x38c
Brake Components					
Brakes		Tektro Direct Pull w/ Linear Spring	Tektro Direct Pull w/ Linear Spring	Shimano Alivio	Tektro Direct Pull w/ Linear Spring
Brake Lever		Tektro 4-Finger w/ Kraton Rubber Insert on Blade	Tektro 4-Finger w/ Kraton Rubber Insert on Blade	Tektro 4-Finger w/ Kraton Rubber Insert on Blade	Tektro 4-Finger w/ Kraton Rubber Insert on Blade

Maxwell	Sanford	Gomez	Roscoe	Heartland LTD
Haro Metro Disc 6061 Aluminum	Haro Metro 6061 Aluminum	Haro Metro Disc 6061 Aluminum	Haro Metro 6061 Aluminum	Heartland 6061 Aluminum
Men's: 14", 16", 18", 20", 22" N/A Faux Pearl	Men's: 14", 16", 18", 20", 22" N/A Tucson Sage; Midnight Matte	Men's: 14", 16", 18", 20", 22" N/A Rubyism; Fools Gold	Men's: 14", 16", 18", 20", 22" N/A Gloss Black; Acid Green	Men's: 14", 17", 20" Step-Thru: 14", 17" N/A Men's: Pearl White; Tucson Sage Step-Thru: Charmed; Tucson Sage SR Suntour NEX-4100; 63mm Travel
Carbon Disc w/ Alloy Steerer	Carbon V-Brake w/ Alloy Steerer	Alloy Disc w/ Cromo Steerer	Alloy V-Brake w/ Cromo Steerer	
Ritchey Pro Zero Drop In	Ritchey Pro Zero Drop In	Ritchey Pro Zero Drop In	Ritchey Pro Zero Drop In	1 1/8" Threaded
FSA Vero 52/42/30	FSA Vero 52/42/30	Truvativ ISO FLOW 48/36/26	Truvativ ISO FLOW 48/36/26	Shimano M151 28/38/48
Sealed Cartridge Shimano R443 Shimano XT	Sealed Cartridge Shimano R443 Shimano Deore LX	Sealed Cartridge Shimano C51 Shimano Deore	Sealed Cartridge Shimano C51 Shimano Deore	Sealed Cartridge Shimano C051 Shimano Deore
Shimano HG50 9-Speed 11-32 Shimano HG73	Shimano HG50 9-Speed 11-32 Shimano HG73	Sram PG-830 8-Speed 11-28 KMC Z72	Sram PG-830 8-Speed 11-28 KMC Z72	Shimano HG40 8-Speed 11-32 Shimano HG40
Ritchey V4 Clipless	Wellgo Nylon Body w/Alloy Cage	Wellgo Nylon Body w/Alloy Cage	Wellgo Nylon Body w/Alloy Cage	Wellgo Comfort w/ Kraton Rubber Inserts
Ritchey Pro 31.8	Ritchey Comp 31.8	Ritchey 31.8	Ritchey 31.8	Alloy 80mm Rise
Ritchey Adjustable Dual Density Shimano R440	Ritchey Adjustable Dual Density Shimano R440	Ritchey Adjustable Dual Density Shimano M405	Ritchey Adjustable Dual Density Shimano M405	Alloy Adjustable Dual Density Shimano Alivio
Ritchey Marathon Comp	Ritchey Marathon Comp	Ritchey Marathon Comp	Ritchey Marathon Comp	Haro Comfort Extra Plush w/ Web Spring Base - Men's & Women's Specific Shapes
Alloy 27.2 w/ Built-in Taillight Alloy	Alloy 27.2 w/ Built-in Taillight Alloy	Alloy 27.2 w/ Built-in Taillight Alloy	Alloy 27.2 w/ Built-in Taillight Alloy	Alloy Lo-Profile Suspension 40mm Alloy QR
Formula Alloy 8/9 Speed Disc Cassette; QR	Shimano Alivio	Formula Alloy 8/9 Speed Disc Cassette; QR	Joytech Alloy 8/9 Speed Cassette; QR	Shimano Alivio
Ritchey Girder XC	Ritchey Girder XC	Ritchey Girder XC	Ritchey Girder XC	Weinmann ZAC 19 Double Wall w/ Brushed Sidewalls
Stainless Steel 14g w/ Alloy Nipples Vittoria Randonneur 700x35c	Stainless Steel 14g w/ Alloy Nipples Vittoria Randonneur 700x35c	Stainless Steel 14g w/ Alloy Nipples Vittoria Randonneur 700x35c	Stainless Steel 14g w/ Alloy Nipples Vittoria Randonneur 700x35c	Stainless Steel 14g w/ Brass Nipples Kenda Keen 1.95"
Shimano M486 Hydraulic Disc	Shimano Alivio	Hayes MX 4 Disc	Shimano Alivio	Shimano Alivio
Shimano M486	Tektro	Shimano M405	Shimano M405	Tektro 4-Finger w/ Kraton Rubber Insert on Blade
Zimzala Buster / Maude	Zimzala Cooper / Molly	Railer SS	Railer XS	
6061 Aluminum Rust Free frame 17" Step Thru 15" N/A Buster - Black Cat; Humboldt Green; Maude -Cloud 9; Boys-N-Berry; Licorice Pop Hi-Ten Steel; 1" Threaded	6061 Aluminum Rust Free frame 17" Step Thru 15" N/A Cooper - Blues Cruise; Agent Orange; Molly-Pink Frosting; Ice Baby; Banana Bubblegum Hi-Ten Steel; 1" Threaded	6061 Aluminum Rust Free frame 17"M ; 15" Step Thru N/A Men's: Bruiser Black; Jalopy Bronze Step-Thru: Blue Skies; Grape Ape Cruiser Rigid	6061 Aluminum Rust Free frame 17"M ; 15" Step Thru N/A Gremlin Green; Tamarack Sand Step-Thru:Punky; Black Orchid Cruiser Rigid	
1" Threaded Steel	1" Threaded Steel	Alloy Anodized	Alloy Anodized	
3pc Alloy w/ Anodized 42t Chain Wheel Sealed Mechanism N/A N/A 18t Shimano Cog KMC Z410 Resin Comfort w/ Krayton Insert	3pc Alloy w/ Anodized 42t Chain Wheel Sealed Mechanism N/A N/A 20t Shimano Cog KMC Z410 Resin Comfort w/ Krayton Insert	3pc Alloy w/ Anodized 42t Chain Wheel Sealed Mechanism N/A N/A 18t KMC Z-410 Wellgo Platform	3pc Alloy w/ Anodized 42t Chain Wheel Sealed Mechanism N/A N/A 20t Shimano Cog KMC Z-410 Wellgo Platform	
Haro Cruiser Alloy Cruiser Haro Custom Stitched n/a Custom Stitched Haro Cruiser w/ springs	Haro Cruiser Alloy Cruiser Haro Custom Stitched Nexus 3 spd Custom Stitched Haro Cruiser w/ springs	Haro Custom Railer Bar Alloy BMX Anodized Haro Custom Stitched n/a Custom Stitched Haro Railer w/ springs	Haro Custom Railer Bar Alloy BMX Anodized Haro Custom Stitched Shimano Nexus 3 spd Custom Stitched Haro Railer w/ springs	
Alloy 27.2 Anodized Alloy	Alloy 27.2 Anodized Alloy	Alloy 27.2 Anodized Alloy	Alloy 27.2 Anodized Alloy Rear	
Shimano Single Speed Coaster; Alloy Front Anodized Alloy 36h	Shimano Nexus 3spd Speed Coaster; Alloy Front Anodized Alloy 36h	Pivit Disc; Cassette Singlespeed Rear 36h Alloy Front Anodized Alloy 36h	Shimano Nexus 3 spd; Alloy Front Anodized Alloy 36h	
Stainless Steel 14g Haro Cruiser 2.125	Stainless Steel 14g Haro Cruiser 2.125	Stainless steel 14g Haro Cruiser 2.125	Stainless Steel 14g Haro Cruiser 2.125	
Shimano Coaster N/A	Shimano Coaster N/A	Hayes MX4 Mechanical Disc w/160mm Rotor Tektro Alloy	Shimano Roller Brake Tektro Alloy	

Flightline Expert

Size	Head Angle	Seat Angle	Top Tube (Effective)		Seat Tube (C-T)		Chainstay		BB Height		Wheel Base		Stand Over	
14"	70	73	21.3	543	14	355	16.5	420	11.6	295	40.3	1025	27.6	702
16"	70	73	22.5	570	16	405	16.5	420	11.6	295	41.2	1047	28.5	725
18"	70	73	23.4	594	18	460	16.5	420	11.6	295	42.2	1071	29.8	758
20"	70	72	24.4	620	20	510	16.5	420	11.6	295	43	1092	30.8	784

Flightline S, Flightline Intro, Flightline One, Flightline Two, Flightline One DX, Flightline Two DX, Flightline Sport, Flightline Comp

Size	Head Angle	Seat Angle	Top Tube (Effective)		Seat Tube (C-T)		Chainstay		BB Height		Wheel Base		Stand Over	
14" Step Thru	71	73	20.6	524	14	355	16.7	425	11.6	295	39.3	998	26.8	682
17" Step Thru	71	73	22.2	565	17	430	16.7	425	11.6	295	40.8	1037	27.1	690
14"	71	73	21.3	543	14	355	16.7	425	11.6	295	39.9	1015	27.6	702
16"	71	73	22.5	570	16	405	16.7	425	11.6	295	41	1043	28.5	725
18"	71	73	23.4	594	18	460	16.7	425	11.6	295	42	1067	29.8	758
20"	71	72	24.2	616	20	510	16.7	425	11.6	295	42.5	1079	30.8	784
22"	71	72	24.5	624	22	560	16.7	425	11.6	295	42.8	1087	31.8	809
Flightline 24	71	74	20.5	521	12	305	16.7	425	10.6	270	39.4	1000	25.2	641
Flightline 20	70	71	18.8	479	14.3	363	14.3	363	9.8	250	35	888	21.9	557

Mary SS, Mary XC

Size	Head Angle	Seat Angle	Top Tube (Effective)		Seat Tube (C-T)		Chainstay		BB Height		Wheel Base		Stand Over	
16"	72	73	23	585	16	405	17.6	447	12.2	310	41.7	1059	30.8	783
18"	72	73	23.6	600	18	460	17.6	447	12.2	310	42.3	1074	31.8	809
20"	72	72.5	24.6	625	20	510	17.6	447	12.2	310	43	1094	33	839

Mary geometry based on 80mm travel fork or suspension corrected fork.

Ally SS, Ally XC

Size	Head Angle	Seat Angle	Top Tube (Effective)		Seat Tube (C-T)		Chainstay		BB Height		Wheel Base		Stand Over	
16"	72	73	23	585	16	405	17.6	447	12.2	310	41.7	1059	30.8	783
18"	72	73	23.6	600	18	460	17.6	447	12.2	310	42.3	1074	31.8	809
20"	72	72.5	24.6	625	20	510	17.6	447	12.2	310	43	1094	33	839

Ally geometry based on 80mm travel fork or suspension corrected rigid fork.

Beasley SS, Beasley 1x9

Size	Head Angle	Seat Angle	Top Tube (Effective)		Seat Tube (C-T)		Chainstay		BB Height		Wheel Base		Stand Over	
14"	70	72.5	21.5	546	14	355	16.7	425	12.4	315	40.3	1024	27.5	700
16"	70	72.5	22.5	570	16	405	16.7	425	12.4	315	41.3	1048	28.5	725
18"	70	72.5	23.4	594	18	460	16.7	425	12.4	315	42.2	1072.6	29.8	755
20"	70	72.5	24.2	616	20	510	16.7	425	12.4	315	43	1095	30.8	784
22"	70	72.5	24.5	624	22	559	16.7	425	12.4	315	43.5	1103	31.8	809

Beasley geometry based on 100mm travel fork

Shift R1, R3, R5, R7

Size	Head Angle	Seat Angle	Top Tube (Effective)		Seat Tube (C-T)		Chainstay		BB Height		Wheel Base		Stand Over	
16"	70	73	21.8	555	16	405	16.9	430	12.5	318	41.4	1053	29.8	758
18"	71	73	23	585	18	460	16.9	430	12.5	318	42.2	1074	30.8	784
20"	71	73	23.8	605	20	510	16.9	430	12.5	318	43	1094	31.5	801
21"	71	73	24.6	625	21	535	16.9	430	12.5	318	43.8	1114	32.3	821

Shift geometry based on 120 travel fork

Sonix, Sonix Comp, Sonix Expert

Size	Head Angle	Seat Angle(Effective)	Top Tube (Effective)		Seat Tube (C-T)		Chainstay		BB Height		Wheel Base		Stand Over	
14"	70	73	21.6	550	14	355	16.3	415	12.5	317	40.4	1027	29.1	740
16"	70.5	73	22.6	575	16	405	16.3	415	12.5	317	41.3	1048	29.1	740
18"	71	73.5	23.6	600	18	460	16.3	415	12.5	317	42.2	1073	30.9	786
20"	71.5	73.5	24.6	625	20	510	16.3	415	12.5	317	43.2	1097	31.9	812

Sonix geometry based on 100mm travel fork. Seat angles and top tube lengths will vary based on rider seat height. Measurements noted are based on approximate tallest seat position. Seat angles will steepen and top tube lengths will decrease with lower seat heights.

Xeon, Xeon Comp

Size	Head Angle	Seat Angle(Effective)	Top Tube (Effective)		Seat Tube (C-T)		Chainstay		BB Height		Wheel Base		Stand Over	
14"	69	73	22.4	570	14	355	16.7	425	13.5	345	42.3	1076	29.5	750
16"	69.5	73	23.4	595	16	405	16.7	425	13.5	345	43.1	1096	30.2	767
18"	70	73.5	24.4	620	18	460	16.7	425	13.5	345	44.1	1121	31.3	795
20"	70	73.5	25.3	645	20	510	16.7	425	13.5	345	45.1	1146	32.2	819

Xeon geometry based on 140mm travel fork. Seat angles and top tube lengths will vary based on seat height. Measurements noted are based on approximate tallest seat position. Seat angles will steepen and top tube lengths will decrease with lower seat heights.

Extreme X6, Extreme X6 Comp, Extreme X6 Expert

Size	Head Angle	Seat Angle	Top Tube (Effective)		Seat Tube (C-T)		Chainstay		BB Height		Wheel Base		Stand Over	
14"	67.5	71.5	22	559	14	355	16.9	428	13.9	355	42.7	1086	30.5	777
16"	68	71.5	23.2	589	16	405	16.9	428	13.9	355	43.5	1105	30.5	777
18"	68	71.5	24.1	613	18	460	16.9	428	13.9	355	44.5	1130	31.3	795
20"	68	71.5	24.9	633	20	510	16.9	428	13.9	355	45	1145	32.4	825

Extreme X6 frame geometry based on 140mm travel fork. Extreme X6 Comp/Expert geometry based on 160mm fork

Extreme X7

Size	Head Angle	Seat Angle	Top Tube (Effective)		Seat Tube (C-T)		Chainstay		BB Height		Wheel Base		Stand Over	
16"	67	73	22.9	583	16	405	17.1	435	14.3	363	44.4	1129	32	815
18"	67	73	23.9	608	18	460	17.1	435	14.3	363	45.5	1155	32.4	824

Extreme 7 frame geometry based on 180mm travel fork

Escape S, Escape, Escape Sport, Escape Comp

Size	Head Angle	Seat Angle	Top Tube (Effective)		Seat Tube (C-T)		Chainstay		BB Height		Wheel Base		Stand Over	
14"	69	72	23	585	14	355	16.7	425	12.8	325	42.5	1079	28.7	731
16"	69	72	23.5	596	16	405	16.7	425	12.8	325	42.9	1091	29.4	747
18"	69	72	24	610	18	460	16.7	425	12.8	325	43.5	1105	30.8	782
20"	69	72	24.6	625	20	510	16.7	425	12.8	325	44.1	1120	31.9	810

Escape geometry based on 120mm travel fork

Thread One, Thread Eight

Size	Head Angle	Seat Angle	Top Tube (Effective)		Seat Tube (C-T)		Chainstay		BB Height		Wheel Base		Stand Over	
Short	69.3	70	22.8	580	13	330	15.5	395	12.5	318	40.8	1036	29.5	749
Long	69.3	70	23.3	593	13	330	15.5	395	12.5	318	41.3	1049	29.5	749

Thread geometry based on 80mm travel fork

Steel Reserve 1, Steel Reserve 8

Size	Head Angle	Seat Angle	Top Tube (Effective)		Seat Tube (C-T)		Chainstay		BB Height		Wheel Base		Stand Over	
Short	69.5	71.5	22.8	580	13	330	15.5	395	12.5	318	40.8	1036	29.5	749
Long	69.5	71.5	23.3	593	13	330	15.5	395	12.5	318	41.3	1049	29.5	749

Steel Reserve geometry based on 80mm travel fork

Roscoe, Gomez, Sanford, Maxwell

Size	Head Angle	Seat Angle	Top Tube (Effective)		Seat Tube (C-T)		Chainstay		BB Height		Wheel Base		Stand Over	
14"	70	73	21	535	14	355	17.7	450	11	280	30.8	1038	28.6	727
16"	70	73	21.2	540	16	405	17.7	450	11	280	40.9	1040	29.2	743
18"	70	73	21.8	555	18	460	17.7	450	11	280	41.6	1058	30.8	784
20"	70	73	22.6	575	20	510	17.7	450	11	280	41.7	1061	32.1	817
22"	70	73	23.4	595	22	560	17.7	450	11	280	42.4	1077	33.5	851

Heartland, Heartland DLX, Heartland LTD

Size	Head Angle	Seat Angle	Top Tube (Effective)		Seat Tube (C-T)		Chainstay		BB Height		Wheel Base		Stand Over	
14" Step Thru	70	69	19	485	14	355	18.5	470	10.6	270	42.3	1075	23.1	589
17" Step Thru	70	69	20.1	510	17	430	18.5	470	10.6	270	42.7	1085	25.4	646
14"	70	69	18.75	476	14	355	18.5	470	10.6	270	42.3	1075	27.7	705
17"	70	69	20.1	511	17	430	18.5	470	10.6	270	42.7	1085	28.8	732
20"	70	69	21.25	540	20	510	18.5	470	10.6	270	43.3	1100	31.5	800

Heartland Express, Heartland Express LE

Size	Head Angle	Seat Angle	Top Tube (Effective)		Seat Tube (C-T)		Chainstay		BB Height		Wheel Base		Stand Over	
14" Step Thru	70	70	19	485	14	355	18.5	470	10.6	270	42.2	1073	23.2	590
17" Step Thru	70	70	20.1	510	17	430	18.5	470	10.6	270	42.6	1083	23.2	590
14"	70	70	19	485	14	355	18.5	470	10.6	270	42.2	1073	28.6	727
17"	70	70	20.1	511	17	430	18.5	470	10.6	270	42.6	1083	30.5	776
20"	70	70	21.5	546	20	510	18.5	470	10.6	270	43.2	1098	32	815

Zimzala Buster, Cooper, Molly, Maude

Size	Head Angle	Seat Angle	Top Tube (Effective)		Seat Tube (C-T)		Chainstay		BB Height		Wheel Base		Stand Over	
17	70	67	24.5	623	17	405	18.5	469	11	279	46.5	1181	31.5	800
15L	70	67	24.5	623	15	390	18.5	469	11	279	46.5	1181	26	660

Zimzala frame geometry based on having fun and being peaceful.

Railer SS, XS

Size	Head Angle	Seat Angle	Top Tube (Effective)		Seat Tube (C-T)		Chainstay		BB Height		Wheel Base		Stand Over	
17	70	69	23.2	589.5	17	405	18.6	473	10.5	266.8	45.4	1153	31	787.4
15L	70	69	23.2	589.5	15	390	18.6	473	10.5	266.8	46.5	1181	27	685

Railer frame geometry based on the most effective runs to the local 7-11.

International Distributors: AB Sports **Latvia** • Asia Int'l **Thailand** • Avex **Hungary** • Base Extreme **Ecuador/Peru** • Bicimotor **Portugal** • Cappa Trading **Singapore/Malaysia/Hong Kong and Indonesia, Brunei** • Courts Caribbean **Trinidad/W. Indies, Antigua, Barbados, Jamaica, Belize, Dominica, Grenada** • DSG **Croatia** • Distribuidora 86 **Costa Rica** • Hans-Gee **Philippines** • KHK **Germany** • La Cadena **Guatemala/El Salvador/Nicaragua/Honduras** • M&R sro **Czech Republic, Slovakia** • Malvern Star/Pac Brands **Australia/New Zealand (Recco Sport), East Tamaki, Auckland** • Matzman Merutz **Israel** • Moore Large **United Kingdom, Erie** • Motocross Int'l **Japan** • Norco **Canada** • Norbike **Norway** • Nordic Bike **Sweden** • Radioshack **Aruba/The Bike Shop Aruba** • Sportbike **Denmark** • Velomir Group **Russia/Byelorussia/Kazakhstan/Kirghizia/Ukraine** • Velo 2000 **France/Italy/Spain** • Velo D.D. **Slovenia** • Louis Verwimp **Benelux, Netherlands, Belgium, Luxemburg** • Visal **Bolivia** • Xtreme Bike **Mexico all 32 states** • Zasada **Poland, Lithuania** • The Wheel Shop **Puerto Rico** • Plimax **Sao Paulo, Brazil** • Gymcare General Trading **Dubai, UAE**

